



# PWC120120p Security Hut / Gatehouse



- 1200mm x 1200mm x 2280mm high
- 360° Vision
- Forklift pockets in steel sub-frame
- External 32 cee form
- 330kg overall weight
- White external
- Worktops under front opening window
- Standard electrical pack & lighting
- Vinyl / non slip flooring
- GRP construction to walls & Roof
- Steel outer frame
- White internal



## Options

- Heater
- External lighting
- Mesh window guards
- shutters
- External colour
- External graphics
- Additional electrics



**Tel: 0844 854 86 86      email: [info@pwhire.co.uk](mailto:info@pwhire.co.uk)**

**[www.pwhire.co.uk](http://www.pwhire.co.uk)**



# PWC150150p Security Hut / Gatehouse



- 1500mm x 1500mm x 2280mm high
- 360° Vision
- Forklift pockets in steel sub-frame
- External 32 cee form
- 400kg overall weight
- White external
- Worktops under front opening window
- Standard electrical pack & lighting
- Vinyl / non slip flooring
- GRP construction to walls & Roof
- Steel outer frame
- White internal



## Options

- Heater
- External lighting
- Mesh window guards
- shutters
- External colour
- External graphics
- Additional electrics



**Tel: 0844 854 86 86      email: [info@pwhire.co.uk](mailto:info@pwhire.co.uk)**  
**[www.pwhire.co.uk](http://www.pwhire.co.uk)**



# PWC150215p Security Hut / Gatehouse

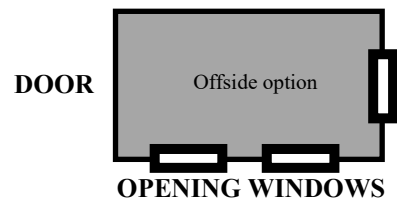
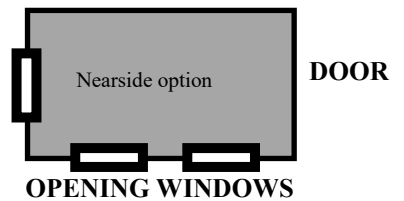


- 2150mm x 1500mm x 2280mm high
- Vision to 3 sides
- Forklift pockets in steel sub-frame
- External 32 cee form
- 530kg overall weight
- White external
- Worktop under front opening window
- Standard electrical pack & lighting
- Vinyl / non slip flooring
- GRP construction to walls & Roof
- Steel outer frame
- White internal



## Options

- Heater
- External lighting
- Mesh window guards
- Aluminium lift up shutters
- External colour
- External graphics
- Additional windows
- Additional electrics



**Tel: 0844 854 86 86      email: [info@pwhire.co.uk](mailto:info@pwhire.co.uk)**  
**[www.pwhire.co.uk](http://www.pwhire.co.uk)**



# PWC150270p Security Hut / Gatehouse

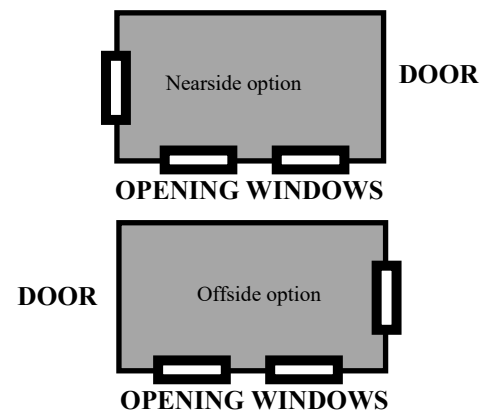


- 2700mm x 1500mm x 2280mm high
- Vision to 3 sides
- Forklift pockets in steel sub-frame
- External 32 cee form
- 650kg overall weight
- White external
- Worktops under front opening window
- Standard electrical pack & lighting
- Vinyl / non slip flooring
- GRP construction to walls & Roof
- Steel outer frame
- White internal



### Options

- Heater
- External lighting
- Mesh window guards
- Aluminium lift up shutters
- External colour
- External graphics
- Additional windows
- Additional electrics



Tel: 0844 854 86 86      email: [info@pwhire.co.uk](mailto:info@pwhire.co.uk)  
[www.pwhire.co.uk](http://www.pwhire.co.uk)



# PWC215270p Security Hut / Gatehouse

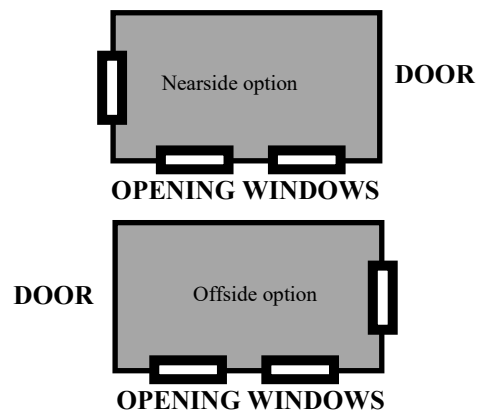


- 2700mm x 2150mm x 2280mm high
- Vision to 3 sides
- Forklift pockets in steel sub-frame
- External 32 cee form
- 700kg overall weight
- White external
- Worktops under front opening window
- Standard electrical pack & lighting
- Vinyl / non slip flooring
- GRP construction to walls & Roof
- Steel outer frame
- White internal



## Options

- Heater
- External lighting
- Mesh window guards
- Shutters
- External colour
- External graphics
- Additional windows
- Additional electrics



**Tel: 0844 854 86 86      email: [info@pwhire.co.uk](mailto:info@pwhire.co.uk)**  
**[www.pwhire.co.uk](http://www.pwhire.co.uk)**